



Peruvian Agency for International Development Aid - APCI

Peruvian Presidential Elections 2006 Second Round

Royal Institute for International Relations-IRRI

Oscar Schiappa-Pietra

Executive Director

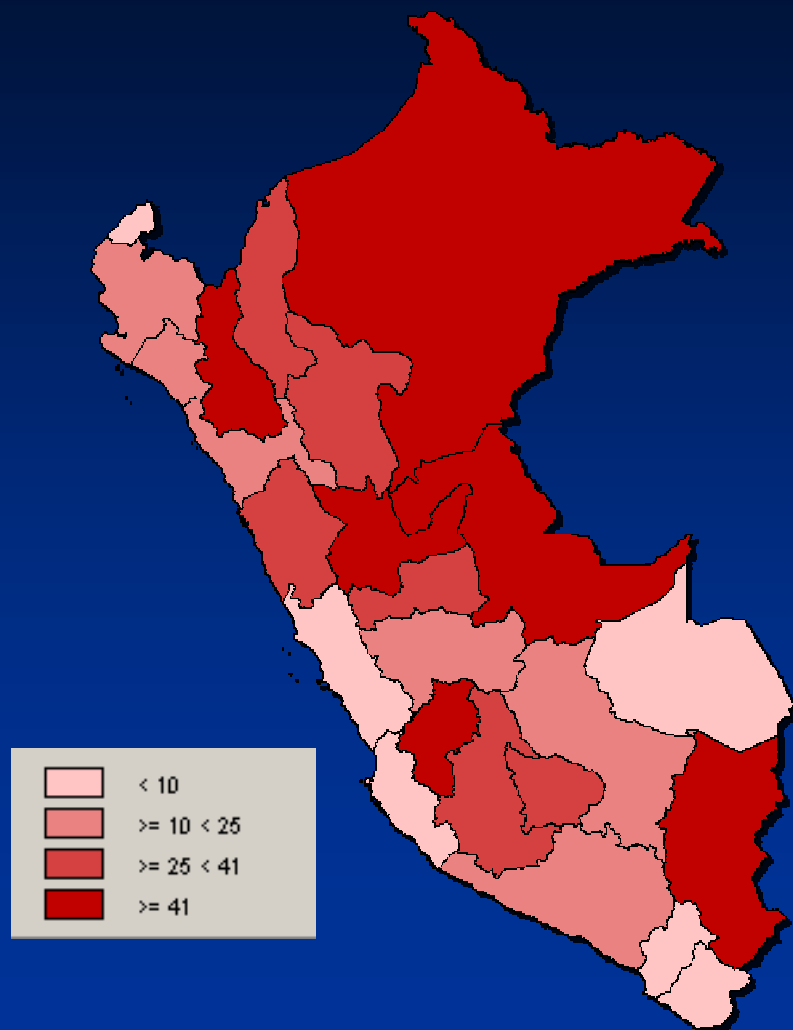
APCI

June 2006

Country characterization

Peruvian Presidential Elections 2006 - 2nd Round Preliminary Report

Percentage of people living with less than 1USD per day

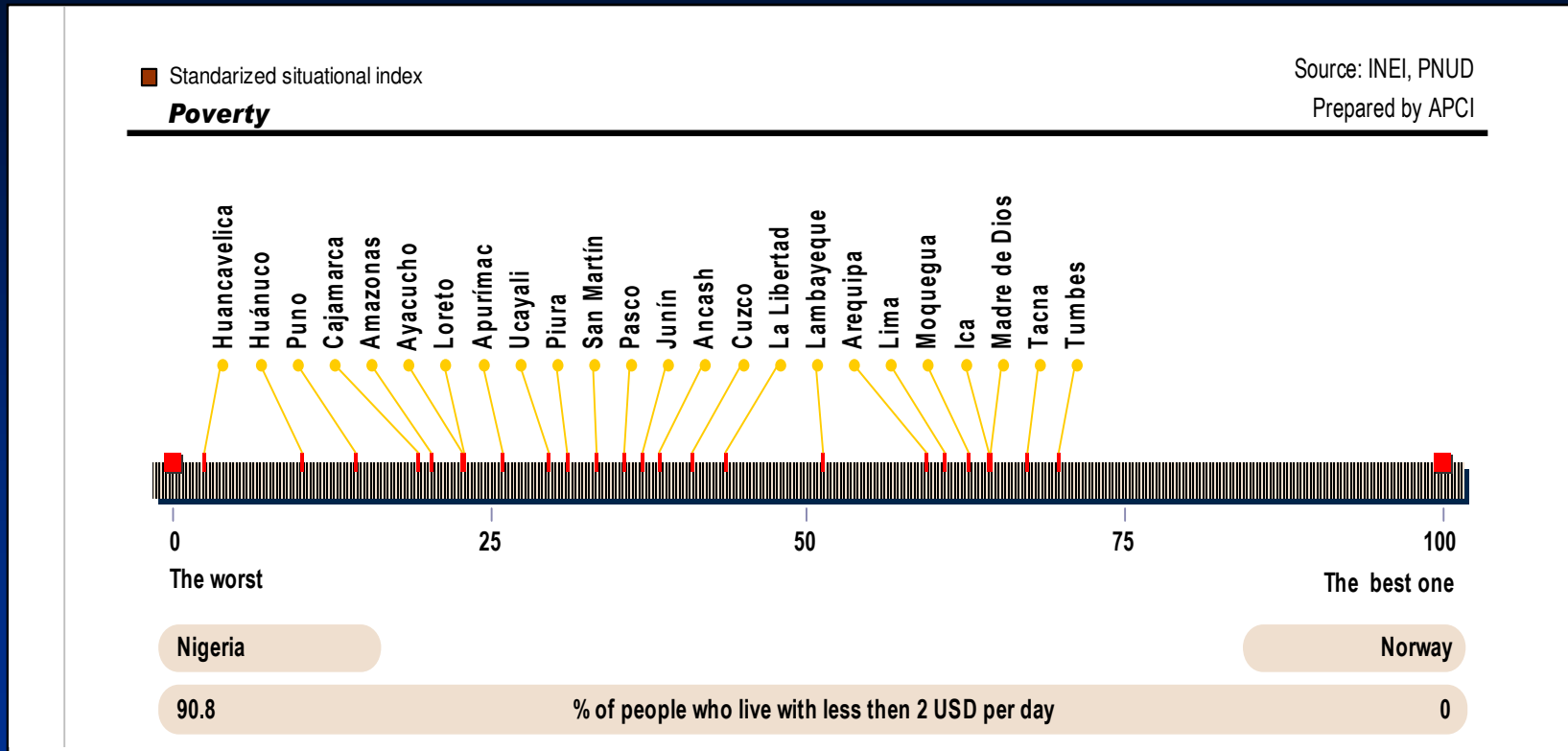


- ❑ According to UNICEF, 74.1% of the Huancavelican population lives with less than one dollar per day. As a consequence, $\frac{3}{4}$ of the population lives in extreme poverty.
- ❑ At Tumbes, on the border with Ecuador, only 2.1 % of the population lives in such conditions.

Source: UNICEF

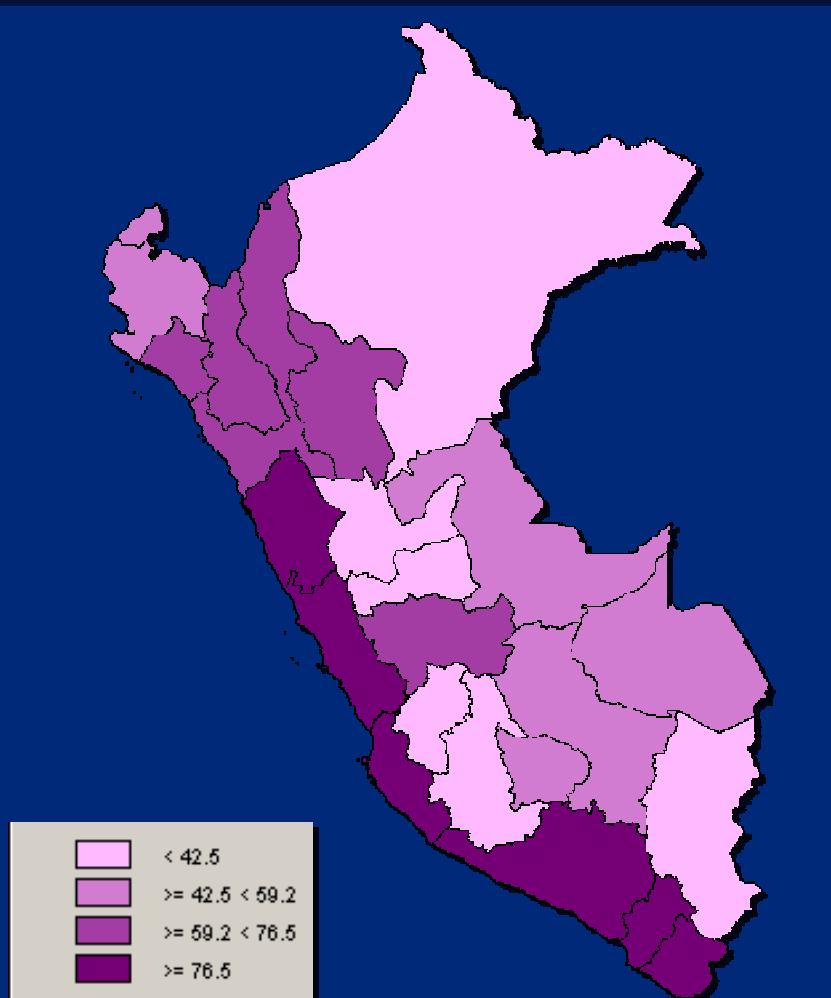
Peruvian Presidential Elections 2006 - 2nd Round Preliminary Report

Standardized situational index: people living with less than 2 USD per day – International context



- Peru, as a low middle-income country, presents deep social inequities.

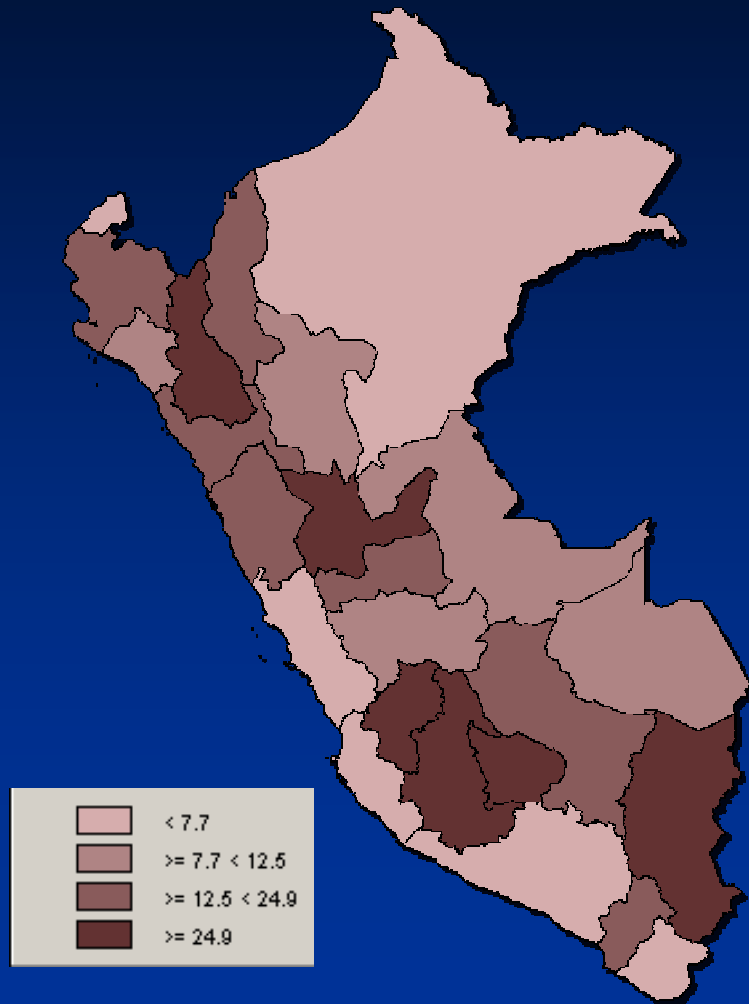
Population with access to public water service



- ❑ Puno presents the lowest access to public water service (26.8%).
- ❑ Tacna presents the highest access to water services (91%).
- ❑ The coast presents the highest rate of access to public water service. The cost of the installation of water canalizations in the rural areas can reach 4 times its cost in urban areas.

Peruvian Presidential Elections 2006 - 2nd Round Preliminary Report

Illiteracy rate within young people between 15 and 24 years old

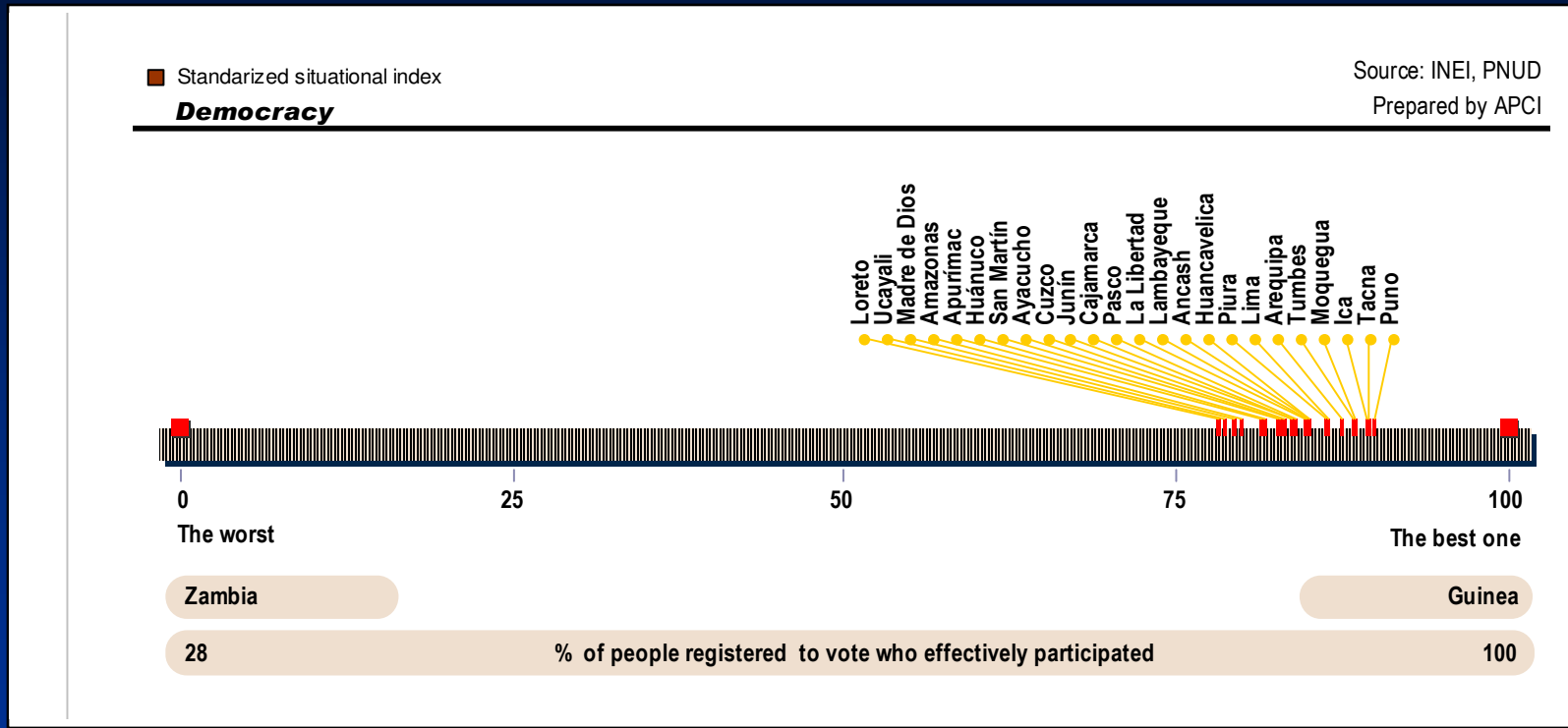


- ❑ Lima presents the lowest illiteracy rate (3.9%).
- ❑ Huancavelica (28.8%), Huanuco (26.1) and Apurimac (25.7%) present the highest rates.

Election process

Peruvian Presidential Elections 2006 - 2nd Round Preliminary Report

Standardized situational index: assistance to vote International context



There is a generalized interest in politics and a hope to generate real changes.

Peruvian Presidential Elections 2006 - 2nd Round Preliminary Report

Presidential election: First Round

	CANDIDATE	PARTY	% VOTE
	Ollanta Humala Tasso	Unión por el Perú-UPP	30.62%
	Alan García Pérez	Aprista Peruano-APRA	24.33%
	Lourdes Flores Nano	Unidad Nacional	23.80%

- Initially, 24 different parties presented their candidate to the presidential elections.
- Three parties were considered as possible winners of the election process. However, according to the enquiries, UPP had to pass to the 2nd round.
- UPP and APRA finally reach the 2nd round.

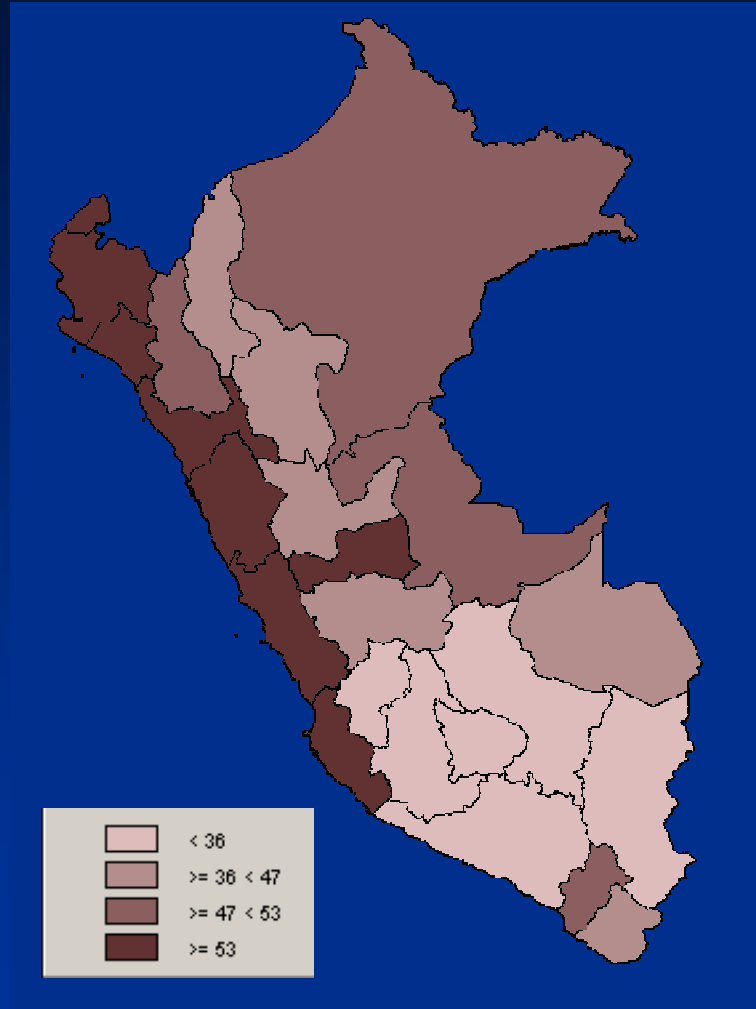
Peruvian Presidential Elections 2006 - 2nd Round Preliminary Report

Structural ideas of the two main national parties

Programs	APRA	UPP-PNP
Democracy	✓	✓
Social services: Education, Health, productivity, Jobs creation, Water and Sanitation,...	✓	✓
State institutional reform	✓	✓
Descentralisation	✓	✓
Rural Exportation	✓	
Nationalization of natural resources		✓
Austerity and fight against corruption		✓
Social Justice	✓	

Peruvian Presidential Elections 2006 - 2nd Round Preliminary Report

APRA's votes at 98.06 % of computed acts



APRA has obtained more votes in the Northern part of the country, on the coast and abroad.

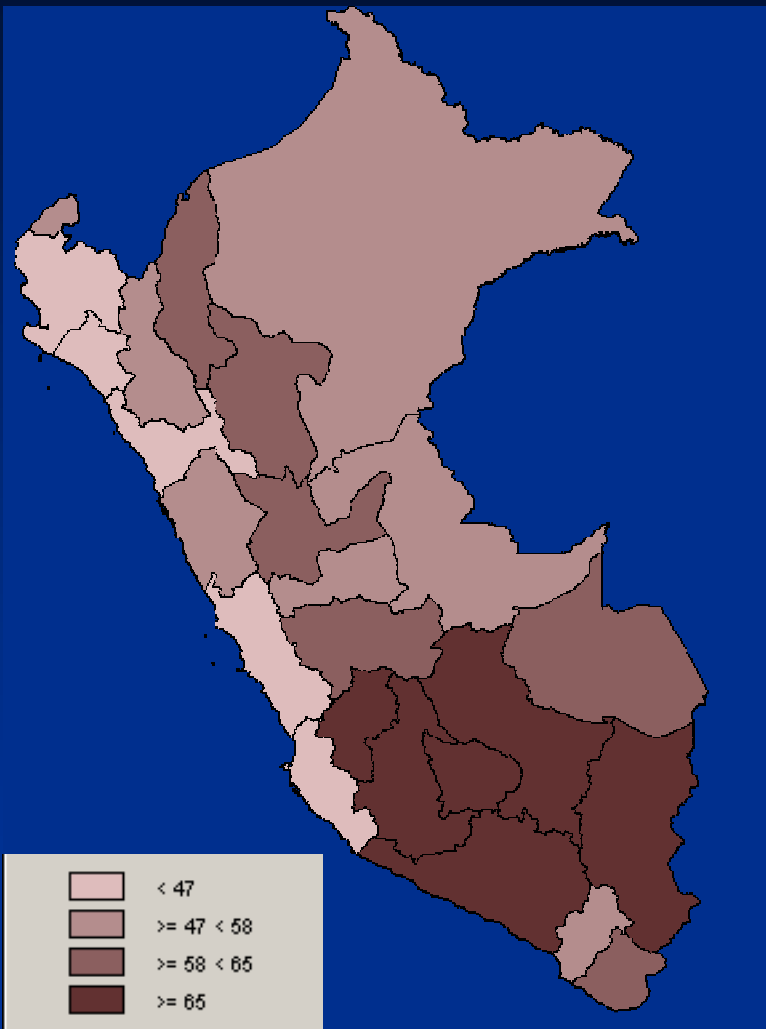
Percentage APRA's votes in each regions:

- La Libertad (North Peru): 72.5%
- Lima: 61,9%
- Lambayeque (North Peru):61.2%
- Peruvian people living abroad: 68,2%

Source: National Office for Electoral Process-ONPE

Peruvian Presidential Elections 2006 - 2nd Round Preliminary Report

UPP-PNP's votes at 98.06 % of computed acts



UPP has obtained more votes in the Andean Region and in Southern Peru, which coincides with the poorest regions.

Percentage UPP-PNP' s votes in each region:

- Ayacucho: 83,4%
- Huancavelica: 76,4%
- Apurimac: 73,8%
- Cuzco: 73%
- Puno: 69,5%

Source: National Office for Electoral Process-ONPE

Peruvian Presidential Elections 2006 - 2nd Round Preliminary Report

New Congress membership

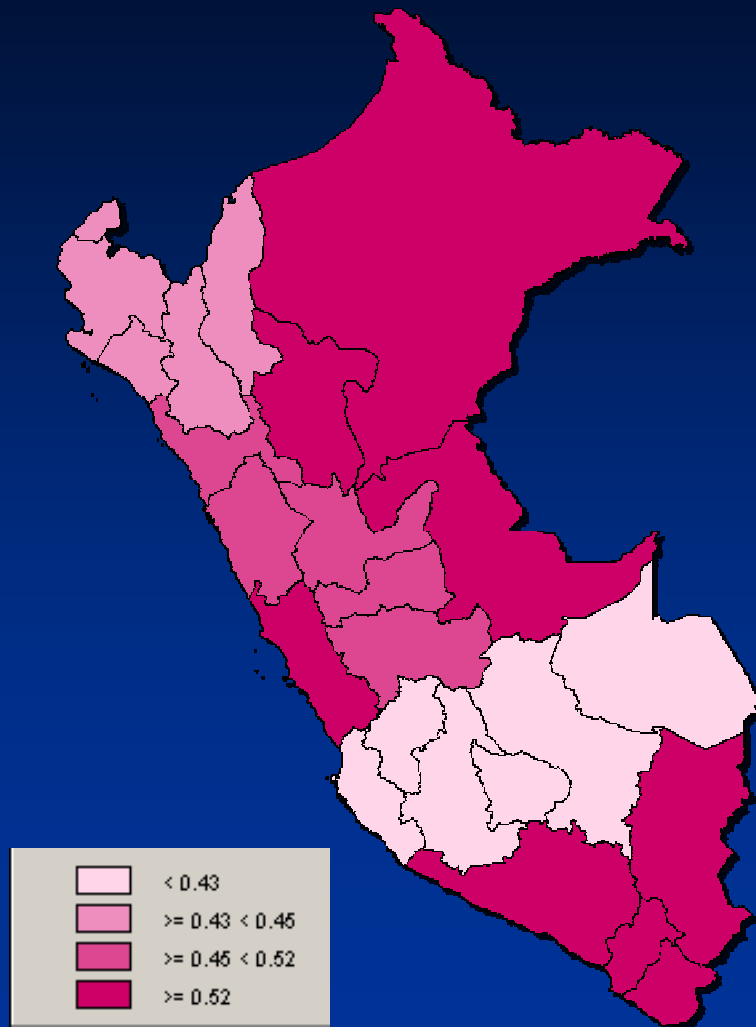
Political Parties	Congressmen
UNION POR EL PERU-UPP-PNP	45
PARTIDO APRISTA PERUANO-APRA	36
UNIDAD NACIONAL	17
ALIANZA POR EL FUTURO	13
FRENTE DE CENTRO	5
PERU POSIBLE	2
RESTAURACION NACIONAL	2
TOTAL:	120

- From the 120 Congressmen newly elected, only 21 have experience working in the Congress.
- UPP obtained the 1st minority (45), directly followed by APRA (36) and Unidad Nacional (17).
- No parties obtained the majority. As a consequence, it is important to create alliances.

Source: National Office for Electoral Processes-ONPE

Perceptions of the population based on UNDP's enquiry on democracy

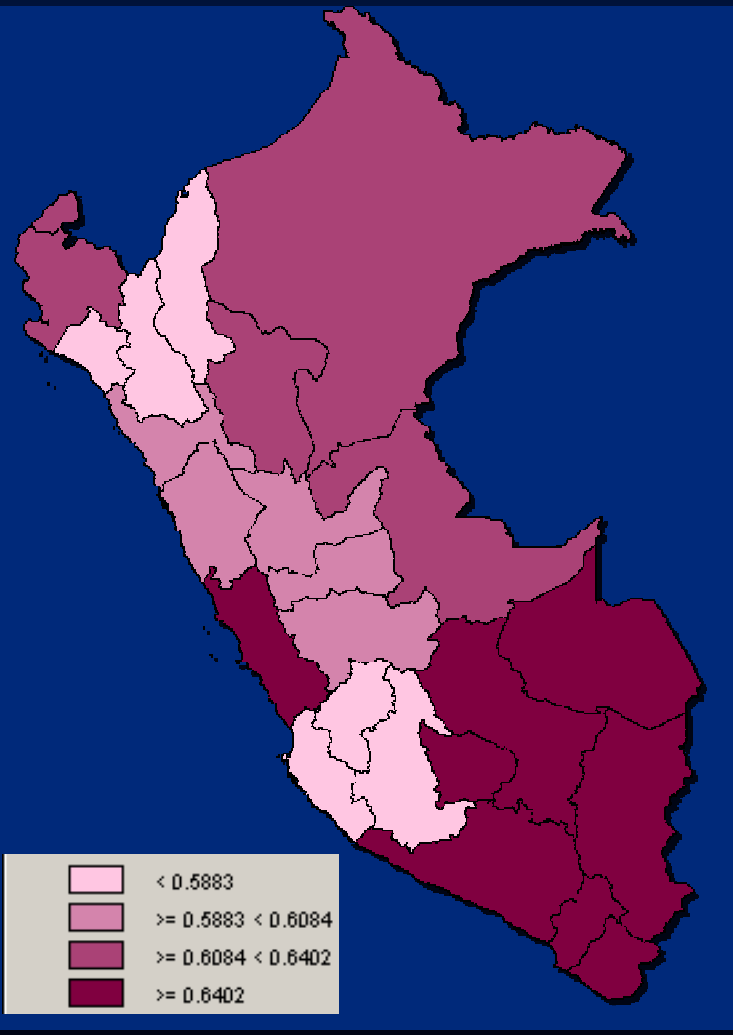
Level of positive attitude towards democracy



- ❑ The United Nations Program for Development-UNDP in Peru executed an enquiry to evaluate the degree of favorable opinion to democracy, its utility and legitimacy.
- ❑ The largest approval of democracy can be found in Lima (72% of favorable opinion) and the lowest in Ayacucho and Huancavelica (39% of favorable opinion).
- ❑ The lowest legitimacy given to democracy coincides with the poorest areas, situated mostly in Southern Peru.

Peruvian Presidential Elections 2006 - 2nd Round Preliminary Report

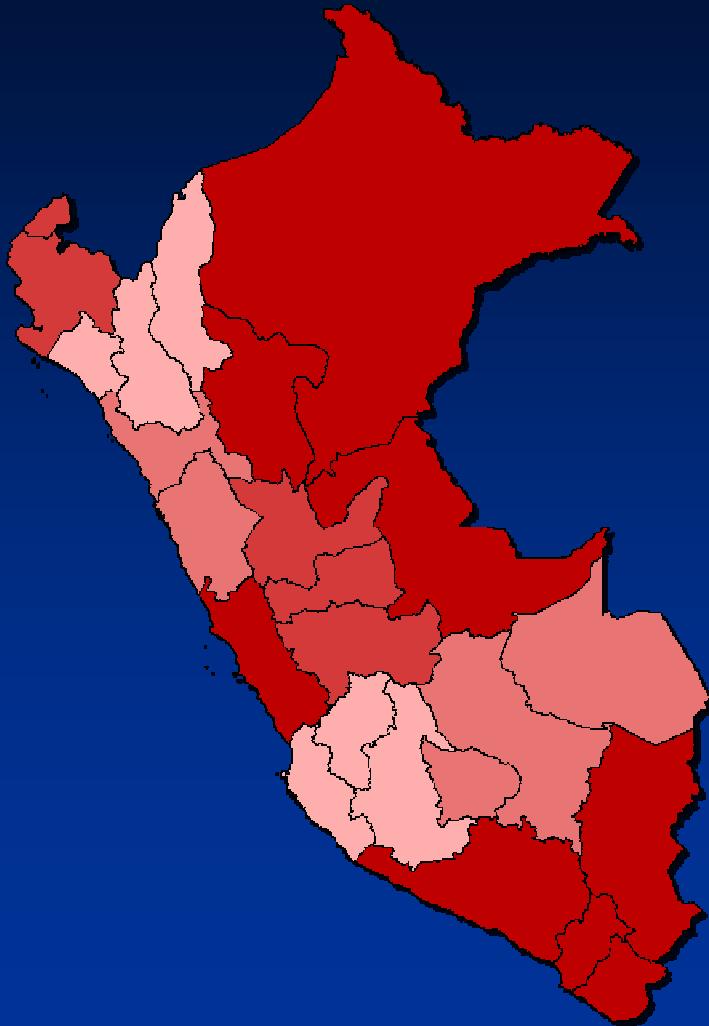
Level of political knowledge and participation in politics



- Arequipa, Moquegua, Tacna and Puno show the highest political knowledge and participation in politics: 62 % of the population were considered aware of the political situation and involved in politics, understood as a general concept.
- Some of the poorest regions such as Puno are more involved in politics and thus, hope to improve their current situation.

Peruvian Presidential Elections 2006 - 2nd Round Preliminary Report

Level of expectatives regarding to the country in general and the stability of the wages.



- ❑ The expectatives do not reach 50% at national level.
- ❑ The highest expectatives can be found in Lima where 49% of the population have faith in the country.
- ❑ The poorest regions such as Huancavelica, Ayacucho, Amazonas have between 38 and 39 % of faith in the country.

Looking at the future

I

Current Situation

- ❑ Good macroeconomic situation BUT
- ❑ Fragmentation between the poorest regions, generally the rural areas, and the richest regions, generally the urban areas.
- ❑ Few access to public services in the Andean region.
- ❑ Little faith in the current political system and little interest in the democratic process. Wish to see a radical change.

II

APRA's challenges

- ❑ APRA will have to accept that key reforms will not necessarily be supported by the population such as:
 - Avoiding exoneration and increasing tax pressure.
 - Small rural infrastructure changes instead of important works in urban area.
 - State reform through transparency and the incorporation of qualified human resources to the public career.